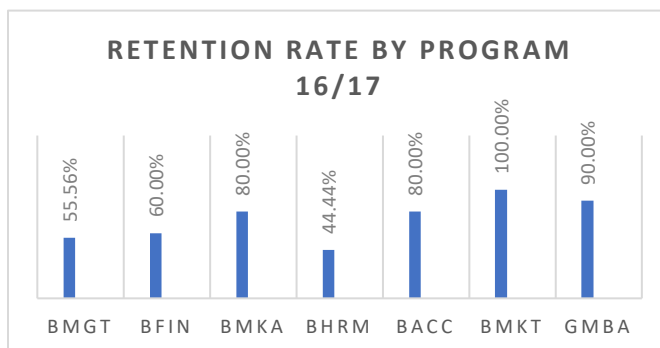


RETENTION RATES BY PROGRAM

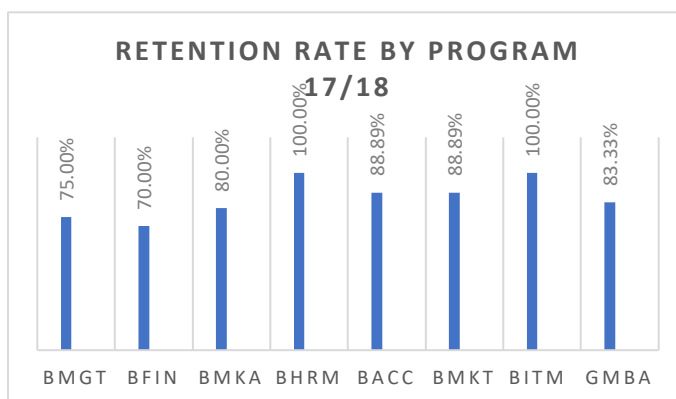
Retention Rate by Program 16/17

BMGT	55.56%
BFIN	60.00%
BMKA	80.00%
BHRM	44.44%
BACC	80.00%
BMKT	100.00%
GMBA	90.00%



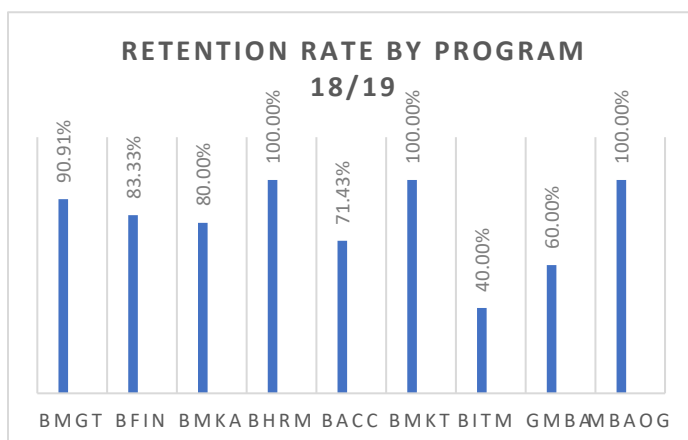
Retention Rate by Program 17/18

BMGT	75.00%
BFIN	70.00%
BMKA	80.00%
BHRM	100.00%
BACC	88.89%
BMKT	88.89%
BITM	100.00%
GMBA	83.33%



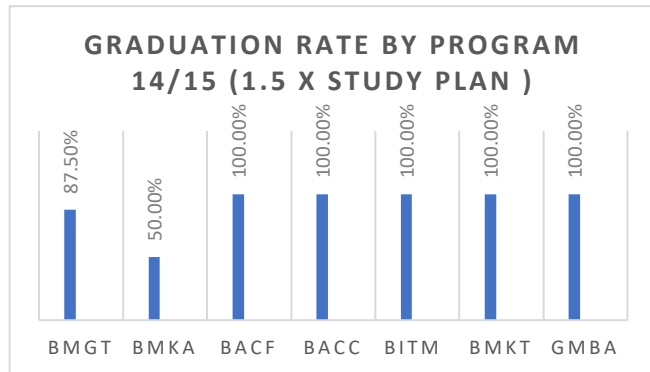
Retention Rate by Program 18/19

BMGT	90.91%
BFIN	83.33%
BMKA	80.00%
BHRM	100.00%
BACC	71.43%
BMKT	100.00%
BITM	40.00%
GMBA	60.00%
MBAOG	100.00%

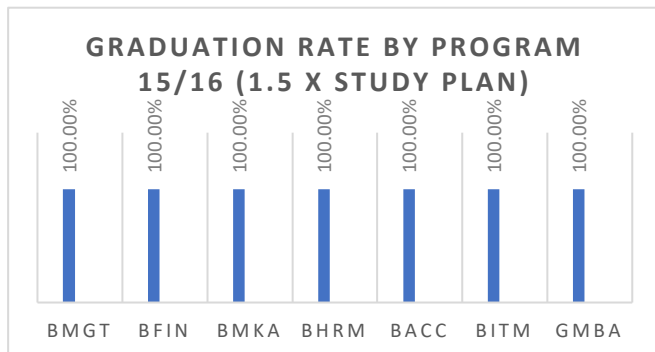


GRADUATION RATES BY PROGRAM

Graduation Rate by Program 14/15	
BMGT	87.50%
BMKA	50.00%
BACF	100.00%
BACC	100.00%
BITM	100.00%
BMKT	100.00%
GMBA	100.00%



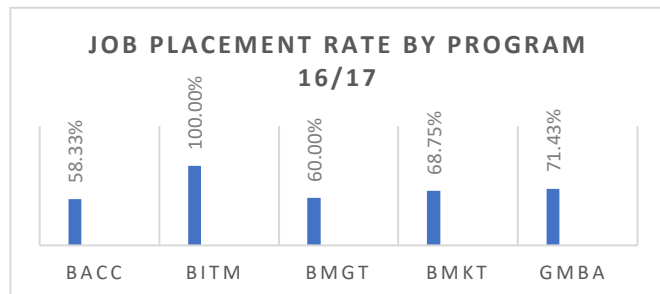
Graduation Rate by Program 15/16	
BMGT	100.00%
BFIN	100.00%
BMKA	100.00%
BHRM	100.00%
BACC	100.00%
BITM	100.00%
GMBA	100.00%



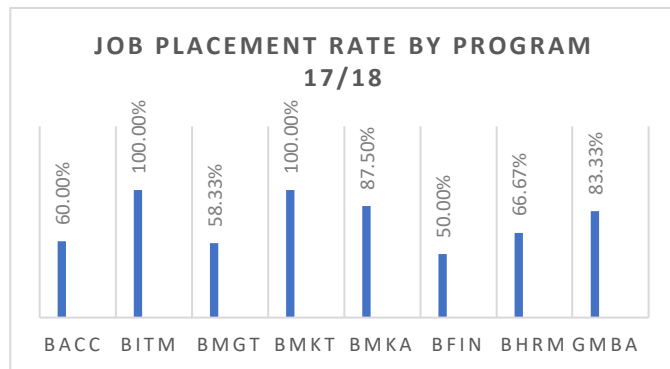
Note: Data for the Academic year 16/17 is pending for students to complete their 4.5 years cycle

JOB PLACEMENT RATES BY PROGRAM

Job Placement Rate by Program 16/17	
BACC	58.33%
BITM	100.00%
BMGT	60.00%
BMKT	68.75%
GMBA	71.43%



Job Placement Rate by Program 17/18	
BACC	60.00%
BITM	100.00%
BMGT	58.33%
BMKT	100.00%
BMKA	87.50%
BFIN	50.00%
BHRM	66.67%
GMBA	83.33%



Note: Data for the academic Year 18/19 is pending data completion. Expected release date is April 2019