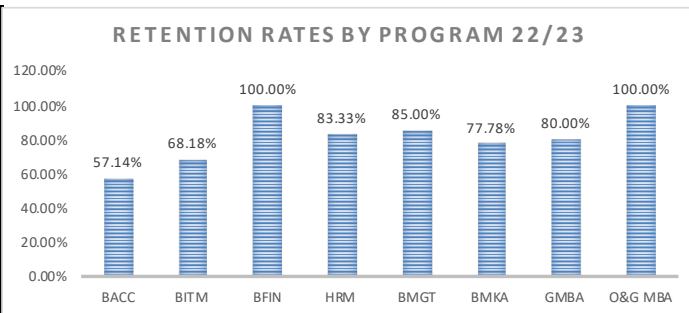
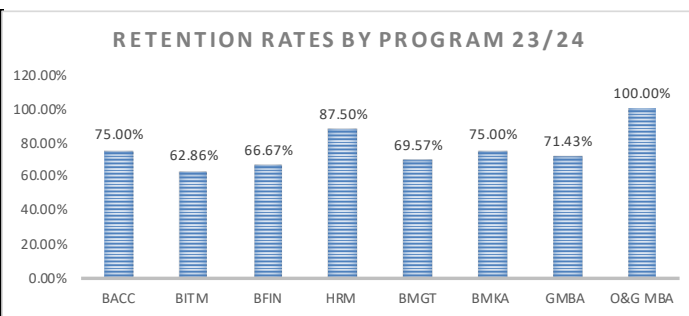


College of Business Administration  
Key Performance Indicators  
**RETENTION RATES BY PROGRAM**

Retention Rates By Program 22/23	
<b>BACC</b>	57.14%
<b>BITM</b>	68.18%
<b>BFIN</b>	100.00%
<b>HRM</b>	83.33%
<b>BMGT</b>	85.00%
<b>BMKA</b>	77.78%
<b>GMBA</b>	80.00%
<b>O&amp;G MBA</b>	100.00%

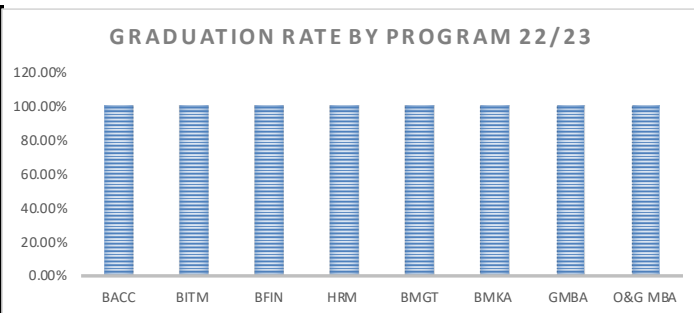


Retention Rates By Program 23/24	
<b>BACC</b>	75.00%
<b>BITM</b>	62.86%
<b>BFIN</b>	66.67%
<b>HRM</b>	87.50%
<b>BMGT</b>	69.57%
<b>BMKA</b>	75.00%
<b>GMBA</b>	71.43%
<b>O&amp;G MBA</b>	100.00%

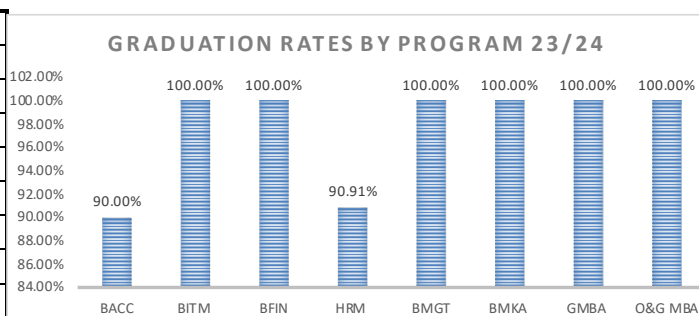


College of Business Administration  
Key Performance Indicators  
**GRADUATION RATES BY PROGRAM**

Graduation Rates By Program 22/23	
<b>BACC</b>	100.00%
<b>BITM</b>	100.00%
<b>BFIN</b>	100.00%
<b>HRM</b>	100.00%
<b>BMGT</b>	100.00%
<b>BMKA</b>	100.00%
<b>GMBA</b>	100.00%
<b>O&amp;G MBA</b>	100.00%

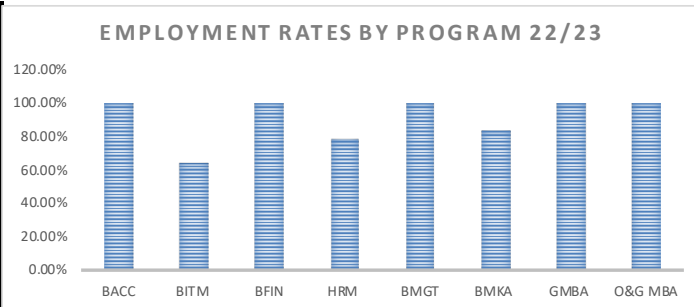


Graduation Rates By Program 23/24	
<b>BACC</b>	90.00%
<b>BITM</b>	100.00%
<b>BFIN</b>	100.00%
<b>HRM</b>	90.91%
<b>BMGT</b>	100.00%
<b>BMKA</b>	100.00%
<b>GMBA</b>	100.00%
<b>O&amp;G MBA</b>	100.00%



College of Business Administration  
Key Performance Indicators  
**EMPLOYMENT RATES BY PROGRAM**

Employment Rates By Program 22/23	
<b>BACC</b>	100.00%
<b>BITM</b>	63.64%
<b>BFIN</b>	100.00%
<b>HRM</b>	77.78%
<b>BMGT</b>	100.00%
<b>BMKA</b>	83.33%
<b>GMBA</b>	100.00%
<b>O&amp;G MBA</b>	100.00%



Employment Rates By Program 23/24	
<b>BACC</b>	66.67%
<b>BITM</b>	62.50%
<b>BFIN</b>	66.67%
<b>HRM</b>	66.67%
<b>BMGT</b>	41.18%
<b>BMKA</b>	66.67%
<b>GMBA</b>	100.00%
<b>O&amp;G MBA</b>	100.00%

